


# Print from laptop tablet or phone\*

*\*The required buttons appear when you hold your phone in a horizontal position.*

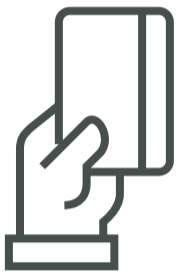
1



Go to: <https://bibliotheekeindhoven.easyaccountplus.nl>



2



Log in with your library card (4009xxxxxxx). If you are not a member, log in with the number of your Internet voucher (EAPxxx)

The Internet voucher can be bought at the PinStation




3



Select Print / Select mobile printing



4

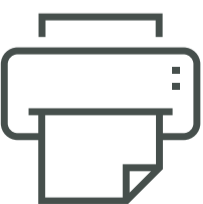


Select the document for printing / go to next

Press the Print Eindhoven button (in colour or black)



5



The following notification appears: Your print job was successfully sent to the printer

Go to the printer and scan your library card or your Internet voucher

*\*Here you can also delete a print job*